

Nacele autopropulsate cu brat telescopic

S™-60 & S™-65

Specificatii:

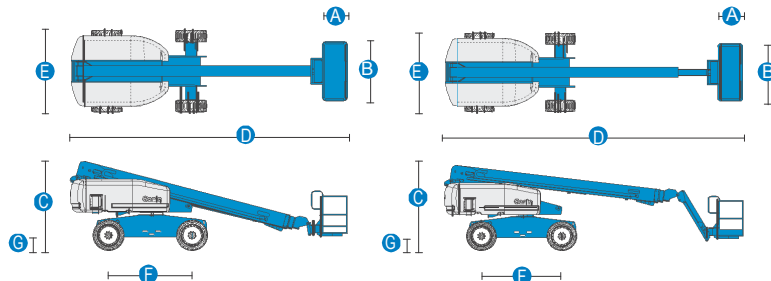


DIAGRAMA DE MISCARE S™-60

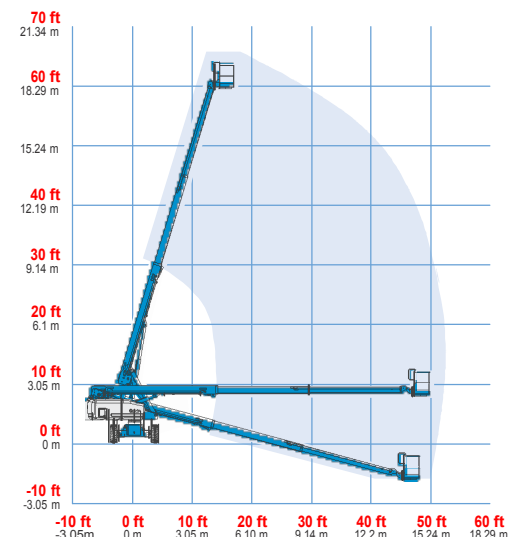
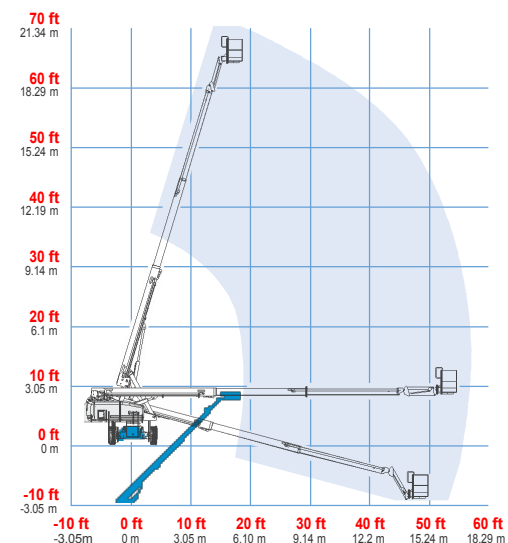


DIAGRAMA DE MISCARE S™-65



MODELE	S™-60	S™-65
DIMENSIUNI	Metric	Metric
Inaltime maxima de lucru	20.30 m	21.80 m
Inaltimea maxima a platformei	18.30 m	19.80 m
Raza orizontala maxima a	15.50 m	17.10 m
Deportul negativ	1.70 m	2.71 m
A Lungimea platformei-8 ft	91 cm 76 cm	91 cm 76 cm
B Latimea platformei - 8 ft	2.44 m 1.83 m	2.44 m 1.83 m
C Inaltimea - stransa	2.72 m	2.72 m
D Lungimea - stransa	8.51 m	9.5 m
Lungimea - transport (jib pus sub)	—	7.60 m
E Latime (cu anvelope)	2.49 m	2.49 m
F Ampatament	2.5 m	2.5 m
G Garda la sol - centru	37 cm	37 cm

PRODUCTIVITATEA:

Capacitatea de ridicare	227 kg	227 kg
Rotatia platformei	160°	160°
Rotatie verticala jib	—	135°
Rotatia placii turnante	360° continua	360° continua
Balansul posterior al turelei	1.22 m	1.22 m
Viteza de miscare - 2WD	6.4 km/h	6.4 km/h
Viteza de miscare - 4WD	4.8 km/h	4.8 km/h
Viteza de miscare -	1.1 km/h	1.1 km/h
Gradeabilitatea stransa - 2WD	30%	30%
Gradeabilitatea stransa - 4WD	45%	45%
Raza de rotatie - interior	2.36 m	2.36 m
Raza de rotatie - exterior	5.54 m	5.54 m
Comenzi	12 V DC	12 V DC

Anvelope - RT Lug **355/55D 625** **355/55D 625**

ENERGIE:

Motorizare	Ford DSG-423 4 cilindri petrol/LPG 75 hp (56 kW) Deutz D 2011 LO3i cilindri diesel 48 hp (36 kW) Perkins 404D-22 4 cilindri	
Unitate de putere	12 V DC	12 V DC
Capacitatea rezervorului	170 L	170 L
Capacitate combustibil	132 L	132 L

Greutate:

2WD	9,308 kg	10,024 kg
4WD	9,385 kg	10,102 kg
CE anvelope umblute cu spuma.	adauga 343 kg	adauga 343 kg